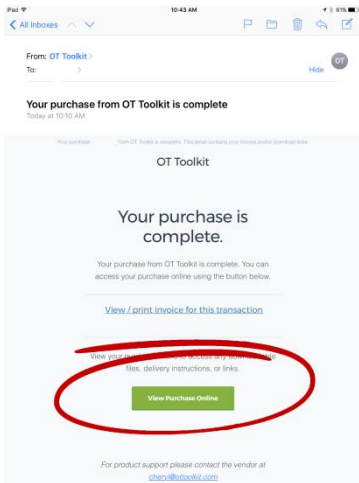
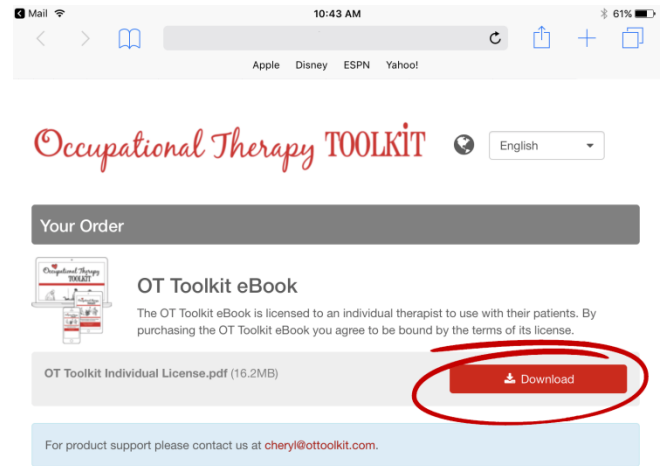


Downloading the OT/PT Toolkit onto an iPad/iPhone

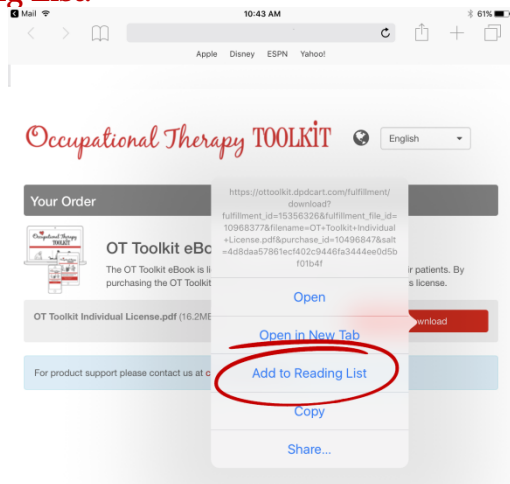
1. After purchasing the OT/PT Toolkit you will receive an email. From this email click on the **View Purchase Online**.



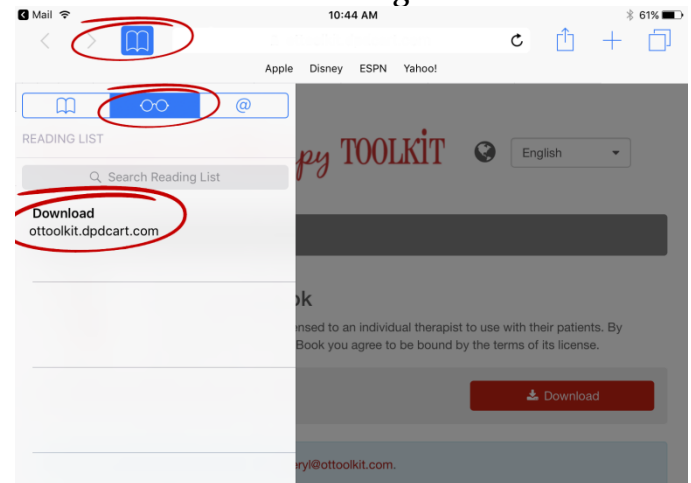
2. This will open a website in Safari. Press and hold the **Download** button.



3. From the drop down menu, select **Add to Reading List**.



4. Tap the book icon (on the iPhone the icon is located on the bottom of the screen). This will open the reading list. Then select the **OT/PT Toolkit file** from the reading list.



5. Tap anywhere on the document to activate the **Open in "iBooks"** link, then click on the link.



6. The OT/PT Toolkit file is now saved to your iPad/iPhone and can be accessed in iBooks.

